

承認書

SPECIFICATION FOR APPROVAL

客 戶

Customer

客 戶 品 號

Customer Part No.

产 品 品 號

HC-4020T2C-RB-BB-LL

Brightek Part No.

規 格

4020 侧发光红蓝双色 LED

Specification

製 錶 人

王清

Prepared By

審 核

李东平

Checked by

客 戶 回 簽

Customer Confirmation

送样日期:

Deliver date:

說明: 一、謹致執事者: 茲提供敝公司產品之有關詳細規格及圖面資料, 敬請給予辦理測試認定手續。
同時敬請送返一份附有貴公司簽認之測試認定後之樣品認定書。

We are sending you our specification and drawings for your approval. Please return to us one copy "For Approval" with your approved signatures.

二、客戶意見欄 Customer'S Proposal

☐ Approve 承認 (請於認可欄中簽名)

☐ Disagree 不同意

Reason 原因:

广东光宇集团

广东光宇实业有限公司

工厂地址: 东莞市寮步镇松湖智谷 A2 栋 3 楼

弘呈光电(香港)有限公司

Hong Cheng Photoelectric (HK) Limited

东莞市弘呈光电有限公司

DongGuan Hong cheng Optoelectronics Co.,Ltd

工厂地址: 广东省东莞市樟木头镇莞樟路樟木头段 15 号 15 栋 2108 号

ADD: Room 2108, No.1 building, Wanhui Garden, East Guanzhang Road, Zhangmutou,

Dongguan, Guangdong, China

TEL: 0769-87797616 87182291 Fax: 0769-82337396 www.hc-led168.com

业务联系人: 李顺阳 13925714318 (微信同号) 销售总监

版本/版次	修改日期	修改内容
A01		

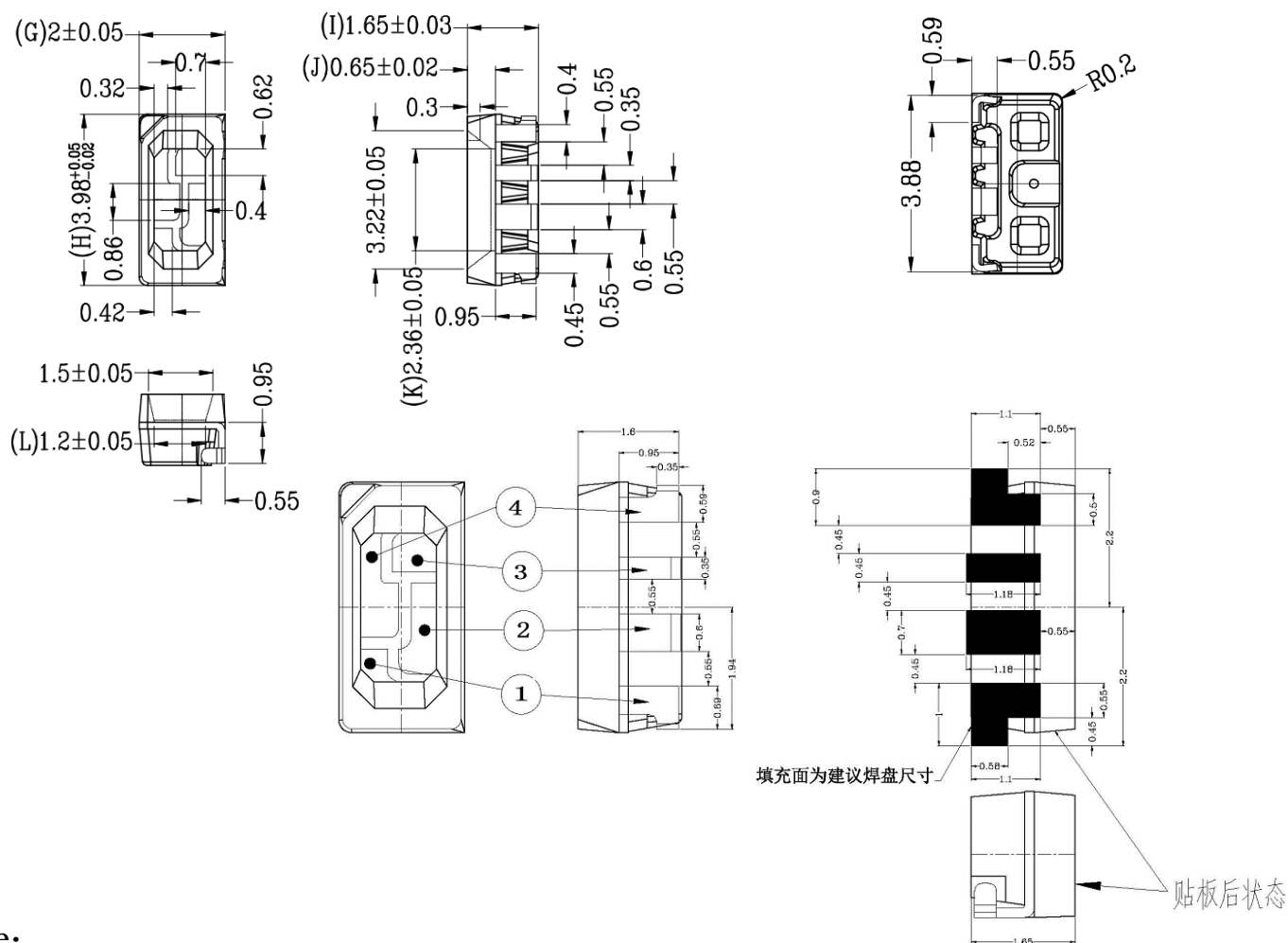
Note: this specification does not recommend using ac, such as improper operation, cause accidental death lamp or other adverse phenomenon, this company is not responsible for ! Advising clients to set the current to use this product, please let us know if they set the voltage to use the product.

1. overview

- * Low power consumption
- * Low power
- * General equipment on the PCB board or panel
- * with IC Supporting the use/Low current requirement

2. Product appearance size figure

(unit: mm)



Note:

- 1: 脚位说明: 1 红光负极 2 蓝光负极 3 蓝光正极 4 红光正极
- 2: All dimensions are in millimeters (inches).
- 3: Tolerance is $\pm 0.25\text{mm}$ ($.010''$) unless otherwise noted.
- 4: Specifications are subject to change without notices.
- 5: This specification is for reference only for one year

3. parameter

3.1 The limit parameter (room temperature 25°C)

parameter	The numerical	Unit
Dissipation power	R:72/B:102	mW
Pulse current (1/10 work loops 0.1 millisecond pulse width)	100	mA
Working current (IF)	30	mA
Reverse voltage (VR)	5	V
Working temperature range	-40°C ~ +80°C	
Storage temperature range	-40°C ~ +80°C	
Soldering temperature	245°C for 5 Seconds	

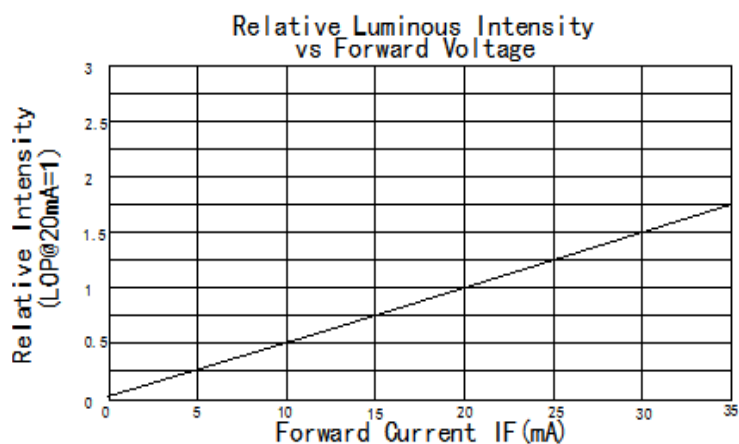
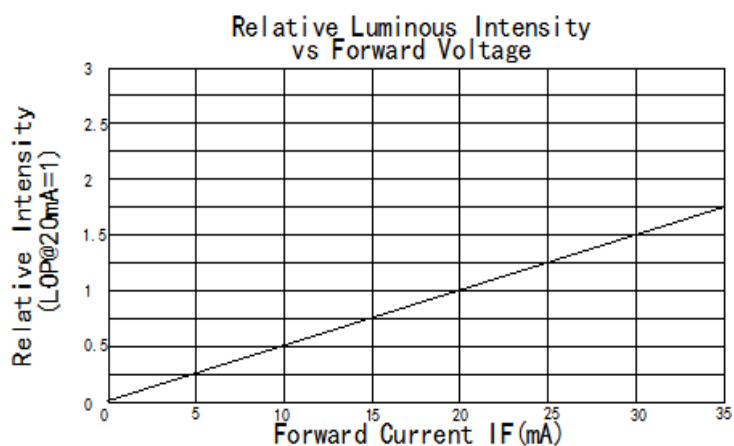
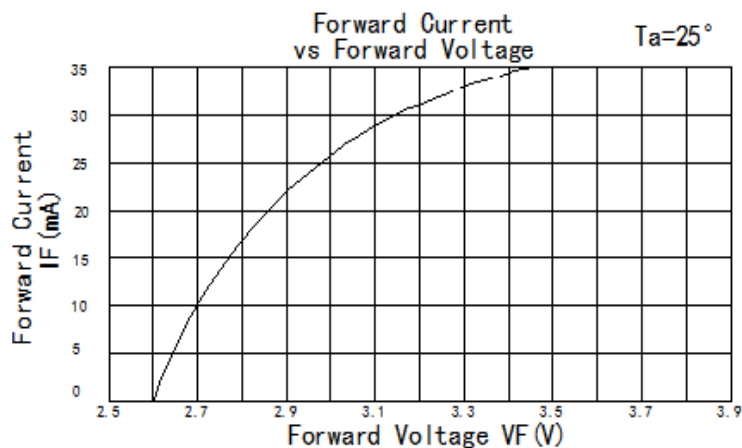
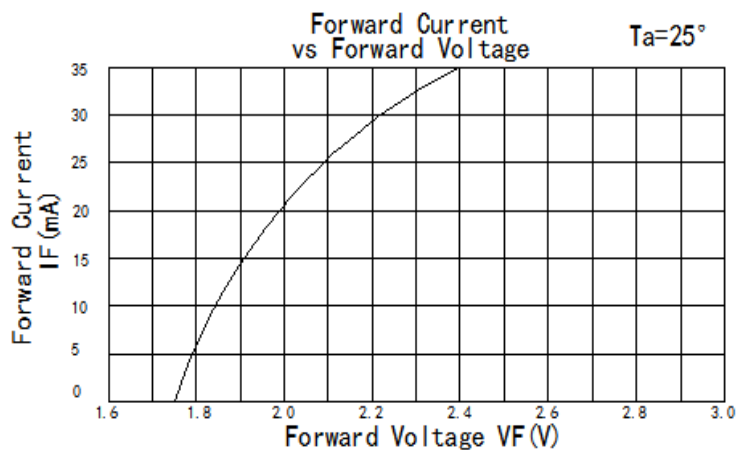
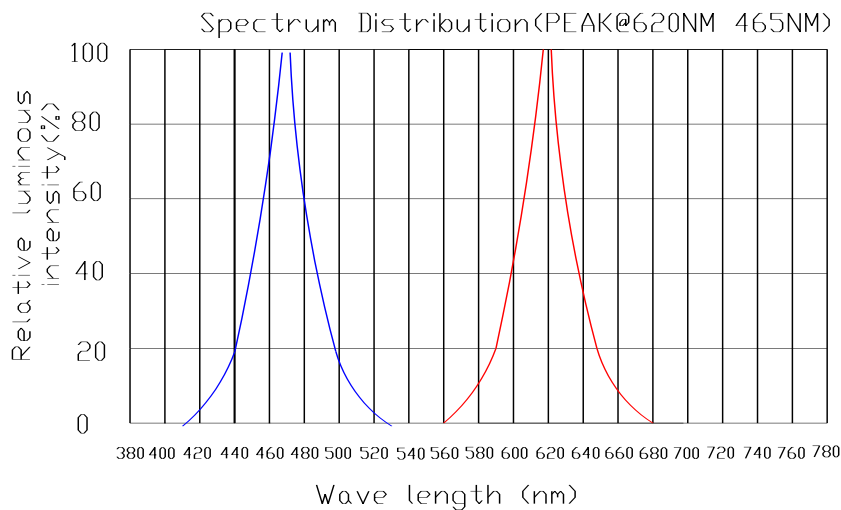
Photoelectric parameters At room temperature 25°C

Parameter		minimum value	median	maximum	Unit	Test Condition
Luminous intensity	Red	400	-----	600	mcd	If=20mA
	Blue	200	-----	400	mcd	If=20mA
Color temperature	Red	620	-----	630	Nm	If=20mA
	Blue	465	-----	470	Nm	If=20mA
electric voltage	Red	1.8	-----	2.4	V	If=20mA
	Blue	2.8	-----	3.4	V	If=20mA
Reverse current		-----	-----	5	μA	Vr=5V

Selection Guide:

Colloid color	Chip		
Water clear	Material	Emitting light colors	λp(nm)
	GaASP/GaP	Red	620
	InGaN/GaN	Blue	465

4、Under the condition of 25 °C electrical diagram:



Note: this specification does not recommend using ac, such as improper operation, cause accidental death lamp or other adverse phenomenon, this company is not responsible for ! Advising clients to set the current to use this product, please let us know if they set the voltage to use the product.

5. Not dry glue label

P/N: Product number

VF: Forward voltage

BIN: points light

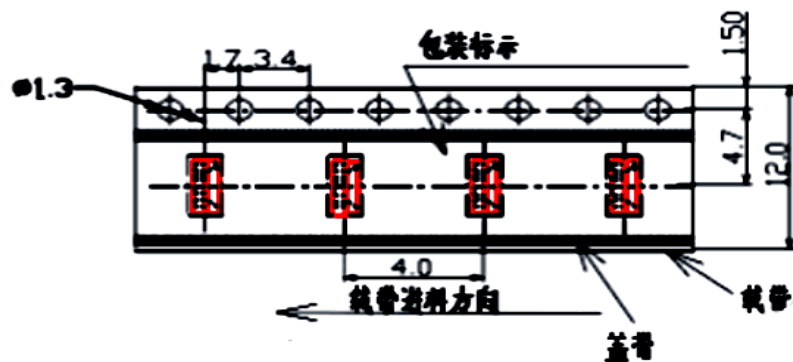
IV: Luminous intensity

WL: Color/wavelength

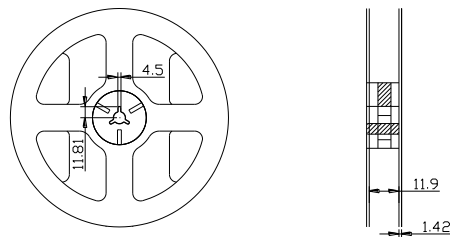
QTY: number

QC: Production order

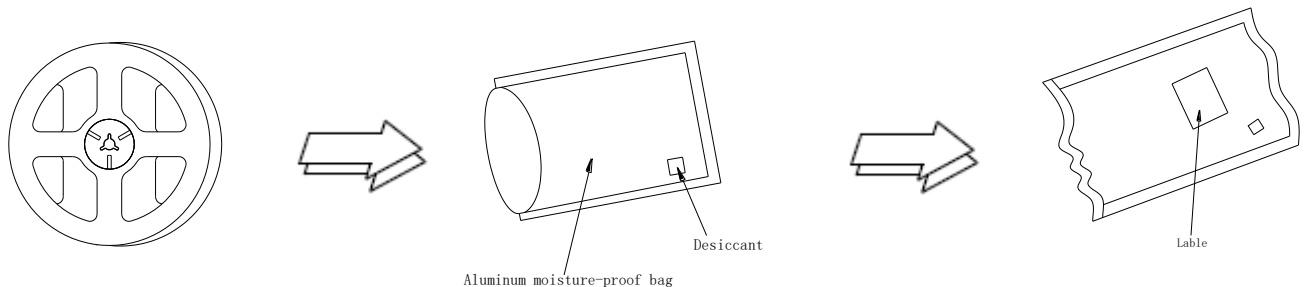
6. Tape size (unit:mm)



6.1 Reel Dimensions



6.2 Moisture Resistant Packaging



Note: unless mentioned, tolerance of ± 0.1 mm.

7. SMD products take precautions

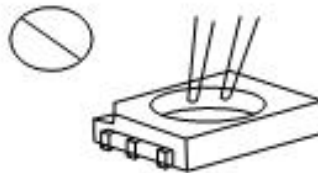
7.1 Graph one: Hands material taking

- Hand have sweat, Sweat exist on the surface of a silicon rubber optical pollution, Affect luminescence。
- Fill the glue for silicon rubber, Silica gel is relatively soft, Hand yank may lead to break、Crushed wafer caused death lamp。



7.2 Graph second: tweezers Surface take material

- Product packaging glue for silicon rubber, Silica gel is relatively soft, Squash with the tweezers will lead to disconnection, crushed chip causing death lamp products。
- Tweezers will scratch the product surface, Affect the light Angle。



7.3 Figure 3: SMD material taking

When the suction nozzle diameter is less than the product will lead to press the silicon rubber suction nozzle to cause gold thread breakage and chip extrusion, caused death light etc。



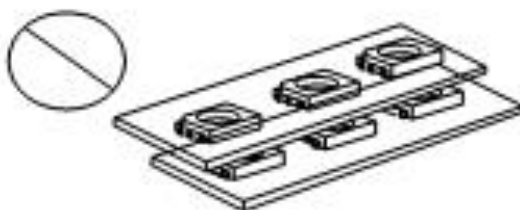
7.4 Figure 4: blanking

Products fall to the ground, can lead to foot deformation, cause the weld position is different.



7.5 Figure 5: welding plate after placement

- After welding plate, the welded directly to the board after the overlap, will damage the surface of product, can affect the light Angle scratch the surface.
- After welding plate, welding plate and overlapping products have extrusion, extrusion will cause the chip and the damage and fracture of gold wire.



8. SMD Dehumidification and baking products

8.1 The experiment shows that

After test, found SMD series conforms to the IPC/JEDECJ - STD - 020 - c plastic integrated circuits (IC) SMD damp reflux sensitivity classification standards。

8.2 Reflow soldering SMD before use

If after open the sealed container bags, but before soldering SMD exposed to damp environment, is in high temperature during the welding process of SMD damage may occur, such as death lamp。

8.3 Storage instructions

Stored in a temperature below 30 °C, relative humidity is less than 30% in the environment of SMD don't need to bake desiccant before reflow soldering。

8.4 Baking needed to meet the conditions

There is no need to bake all SMD dehumidification, only not listed in the following store good SMD baking desiccant must be conducted。

- a. Already from the original vacuum packaging of SMD。
- b. Has not been reflow soldering SMD (after reflow soldering is no need to bake dehumidification)。

8.5 Baking method are as follows

- a. From open vacuum packaging or SMD SMD reel。
- b. SMD can be baked on the original reel。
- c. Will the reel or SMD SMD under 60 -70°C baking 24 hours。
- d. Please note that don't above 60 °C temperature baking SMD reel。

9. Storage and cleaning products

1) Without open the original package, it is recommended that the environment for the storage, temperature: 5 °C to 30 °C, humidity: less than 85%。

2) After open the original packing, recommended storage condition is: temperature: 5 °C to 30 °C, humidity: less than 60%。

3) SMD is moisture sensitive device, to avoid the original moisture absorption, suggested after open the packing, store it

Note: this specification does not recommend using ac, such as improper operation, cause accidental death lamp or other adverse phenomenon, this company is not responsible for ! Advising clients to set the current to use this product, please let us know if they set the voltage to use the product.

in a dry agent an airtight container, or stored in nitrogen moistureproof enclosure。

4) After open the packing, the original should be used up within 12 hours。

5) If the dry agent failure or components exposed in the air more than 12 hours, dehumidifying treatment should be done.

Condition: 60 -70℃,12 hours。

6) Please note that:

a. In order to prevent damage to the SMD, please do not use chemical liquid cleaning SMD without detailed description。

b. Do not use organic solvents such as acetone, water, etc.) that day clean or brush try SMD colloid, because it may damage the SMD。

c. Don't rinse the SMD, water less volatile and easily make the bracket pin to oxidize. If water cleaning SMD, must be baked desiccant before reflow soldering。

10.ESD protective

SMD is a semiconductor device, the static sensitive, especially for white, green, blue, purple, SMD to make efforts to prevent electrostatic generation and eliminate static electricity。

10.1 The generation of static electricity

a. Friction: in daily life, any two objects of different material contact after the separation, can produce static, and the one of the most common method of generation of static electricity, is the electrification. The insulation material, the better, the easier the electrification. In addition, any two objects of different material contact again after separation, also can produce static electricity。

b. Induction: in view of the conductive material, because electrons can flow freely in its surface, such as to be put in the electric field, due to the same, opposites attract, the positive and negative ions will move, can produce electric charge on the surface。

c. Conduction: in view of the conductive material, because electrons can flow freely in surface, such as contact with a charged object, the charge transfer will occur。

10.2 The harm of SMD:

a. For the moment's electric field or electric current produced by the heat, make the SMD local injury。

b. Because of destruction of the electric field or current SMD insulation layer, the device will not work (destroyed) characterized by death lamp。

10.3 Electrostatic protection and measures to eliminate

For the entire process (production, testing, packaging, etc.) all the employees to direct contact with SMD measures

Note: this specification does not recommend using ac, such as improper operation, cause accidental death lamp or other adverse phenomenon, this company is not responsible for ! Advising clients to set the current to use this product, please let us know if they set the voltage to use the product.

to prevent and eliminate static electricity, mainly include:

- a. Laying anti-static workshop floor and well grounded。
- b. Workbench for esd workstation, production machines grounding is good。
- c. Operators wear anti-static clothing, anti-static hand ring ring, gloves, or foot。
- d. Application of ion fan, the welding electric grounding measures。
- e. Packing with antistatic materials。