

# 承認書

## SPECIFICATION FOR APPROVAL

● 客戶名称	
● Customer	
● 客戶品號	
● Customer Part No.	
● 產品品號	HC-E5R3C-CA-L-1
● Brightek Part No.	
● 產品規格描述	磨菇形食人鱼红光
● Specification	
● 製錶人	王清
● Prepared By	
● 審 核	李东平
● Checkedy	
● 客 戶 回 簽	
● Customer	
● 送样日期:	
● Deliver date:	

說明: 一、謹致執事者: 茲提供敝公司產品之有關詳細規格及圖面資料, 敬請給予辦理測試認定手續。  
同時敬請送返一份附有貴公司簽認之測試認定後之樣品認定書。

We are sending you our specification and drawings for your approval. Please return to us one copy "For Approval" with your approved signatures.

二、客戶意見欄 Customer'S Proposal

☐ Approve 承認 (請於認可欄中簽名)

☐ Disagree 不同意

Reason 原因:

广东光宇集团

弘鑫国际贸易(香港)有限公司

H&X International Trading (HK) Co., Limited

广东光宇实业有限公司

工厂地址: 东莞市寮步镇松湖智谷 A2 栋 3 楼

东莞市弘呈光电有限公司

DongGuan Hong cheng Optoelectronics Co., Ltd.

工厂地址: 广东省东莞市樟木头镇莞樟路樟木头段 15 号 15 栋 2108 号

ADD: Room 2108, No. 1 building, Wanhui Garden, East Guanzhang Road, Zhangmutou,

Dongguan, Guangdong, China

TEL: 0769-87797616 87182291 Fax: 0769-82337396 [www.hc-led168.com](http://www.hc-led168.com)

业务联系人: 李顺阳 13925714318 (微信同号) 销售总监

版本/版次	修改日期	修改内容
A01		

**Note: this specification does not recommend using ac, such as improper operation, cause accidental death lamp or other adverse phenomenon, this company is not responsible for ! Advising clients to set the current to use this product, please let us know if they set the voltage to use the product.**

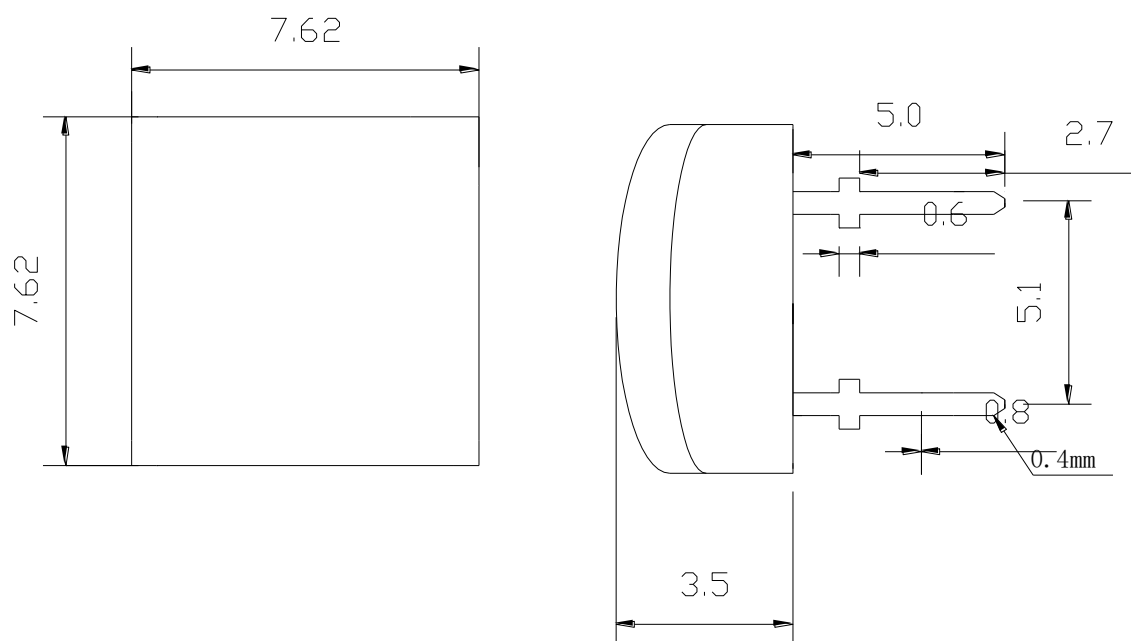
## 1. overview

- \* Low power consumption
- \* Low power
- \* General equipment on the PCB board or panel
- \* with IC supporting the use/Low current requirement

## 2. Product appearance size figure

(unit: mm)

Unit:  $\pm 0.1$



### Note:

- 1: All dimensions are in millimeters (inches).
- 2: Tolerance is  $\pm 0.25\text{mm}$  (.010") unless otherwise noted.
- 3: Specifications are subject to change without notices.
- 4: This specification is for reference only for one year

### 3. parameter

#### 3.1 The limit parameter (room temperature 25°C)

parameter	The numerical	Unit
Dissipation power	50	mW
Pulse current (1/10 work loops 0.1 millisecond pulse width )	100	mA
Working current (IF)	20	mA
Reverse voltage (VR)	5	V
Working temperature range	-40°C ~ +80°C	
Storage temperature range	-40°C ~ +80°C	
Soldering temperature from the roots (4.0 mm)	260°C for 5 Seconds	

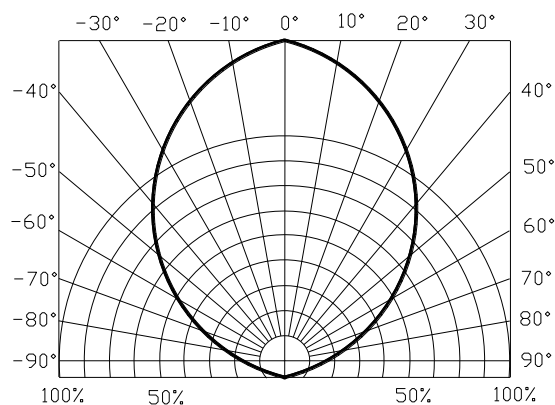
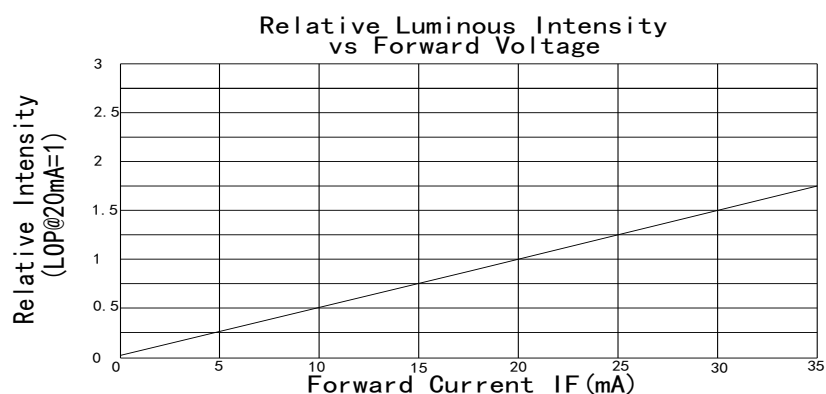
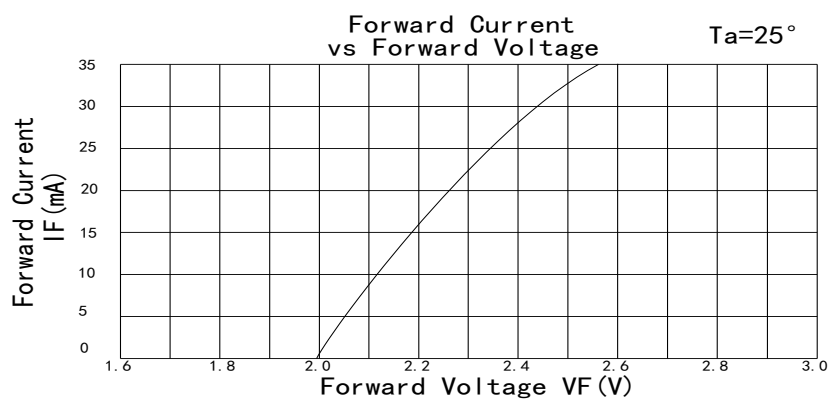
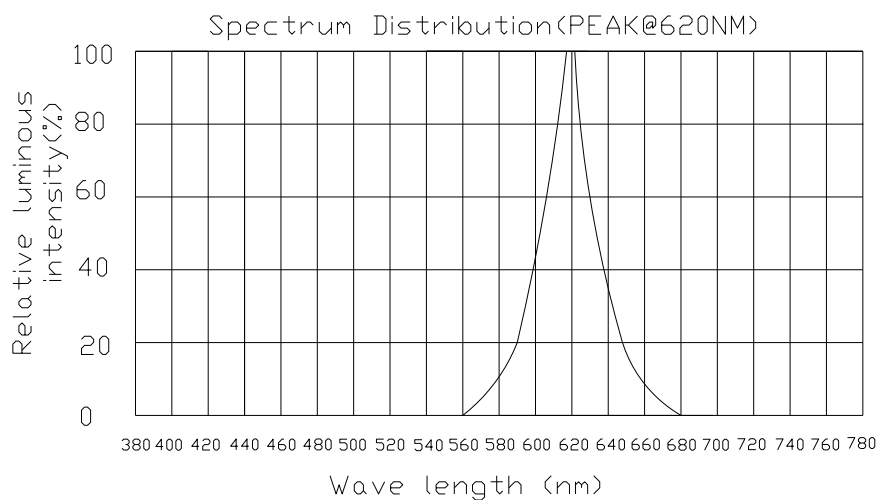
#### Photoelectric parameters At room temperature 25°C

Parameter	min	Avg	max	Unit	Test Condition
Luminous intensity	400	-----	800	mcd	If=20mA
Light Angle(2 θ 1/2)	-----	120	-----	deg	If=20mA
The wavelength( λ )	620	-----	630	Nm	If=20mA
electric voltage	1.8	-----	2.4	V	If=20mA
Reverse current		-----	5	μA	Vr=5V

#### Selection Guide

Colloid color	Chip		
Water clear	Material	Emitting light colors	λp (nm)
	GaASP/GaP	Red	620

4、Under the condition of 25 °C electrical diagram:



**Note:** this specification does not recommend using ac, such as improper operation, cause accidental death lamp or other adverse phenomenon, this company is not responsible for ! Advising clients to set the current to use this product, please let us know if they set the voltage to use the product.

## 5. Not dry glue label

P/N: Product number

VF: Forward voltage

BIN: points light

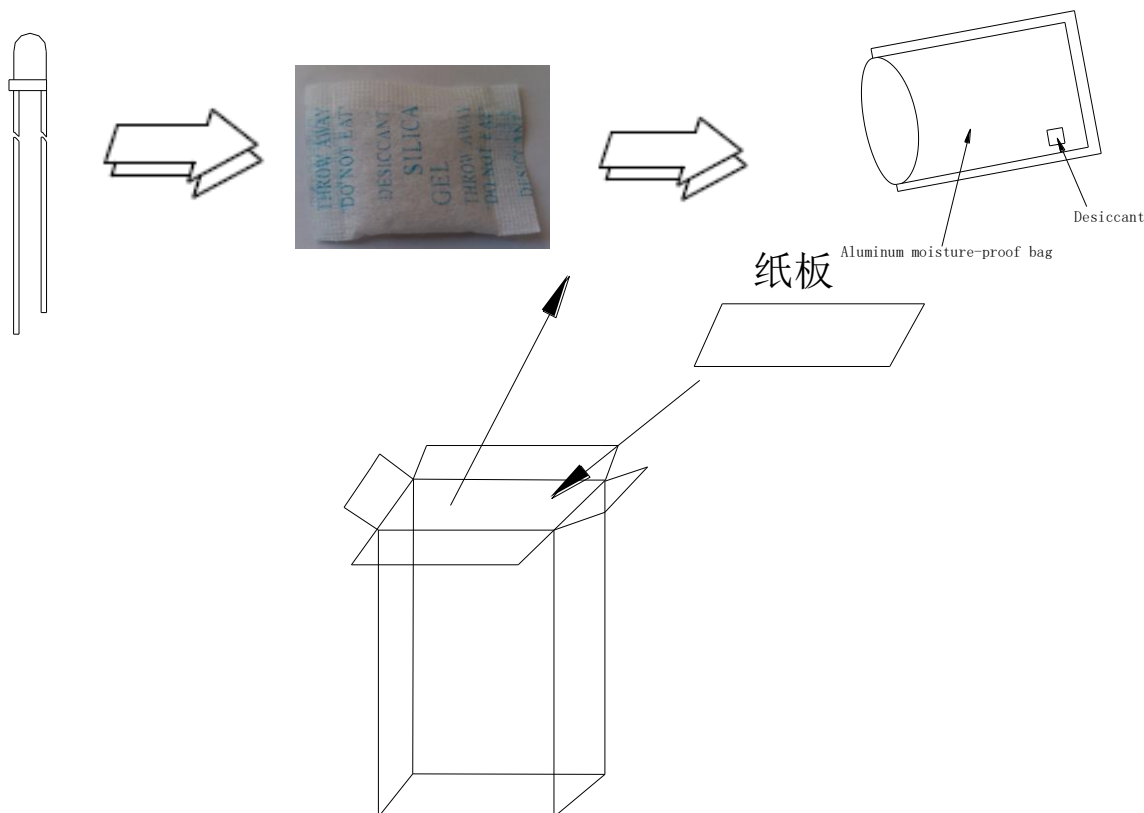
IV: Luminous intensity

WL: Color/wavelength

QTY: number

QC: Production order

## 6. packaging



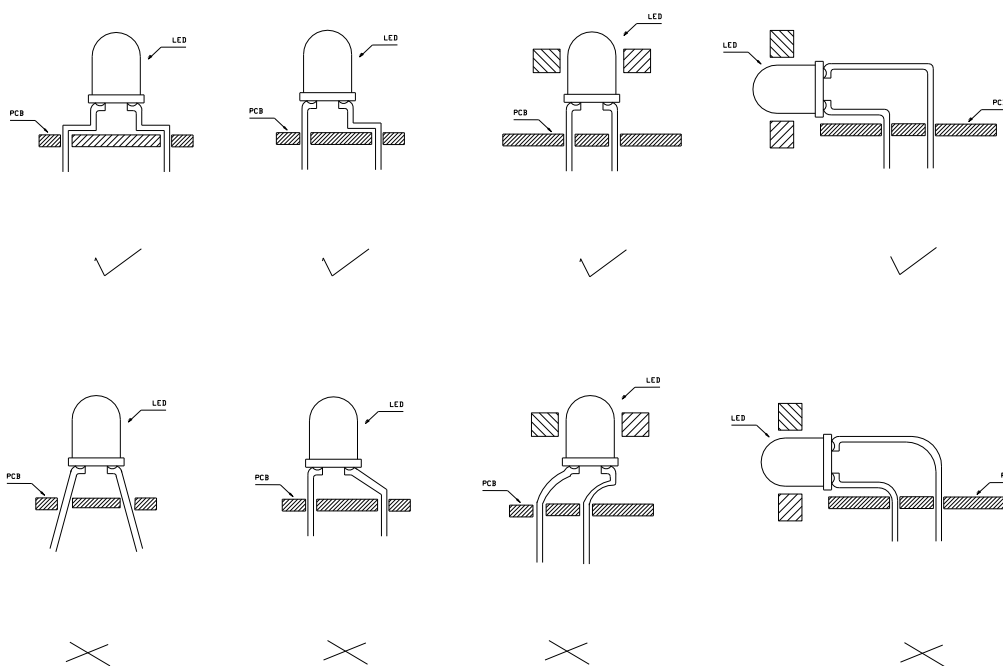
The packing way: Electrostatic bag packing

Packing specification: White light color packing 500 PCS/bag, puguang 500 PCS/bag。

Pay attention to: Above belongs to the normal packing specification, if you have any special requirements according to customer requirements

## 7. The cautions of stent deformation

Stent deformation must be conducted before welding, plastic, stent bend position must be at least 3 mm at the bottom of the encapsulating resin, at the same time, avoid bent many times on the same position. When the deformation, fixed bracket, please use the right tools to avoid resin pressure. Especially not as a pivot pin connected with the resin part, so the stress within the product on light emitting structure directly into damage, lead to the change of product features and even damaged. For the same reason, in the assembly of products, the distance between welding PCB hole must be in the pin spacing of the products strictly match, as shown in the figure below:



✓ correct mounting methods

✗ Incorrect mounting methods

## 8. Reliability of the experimental project and conditions

serial number	Test project	The test conditions	The sample quantity	Acceptance/rejection
1	Life test	Test current: 20MA The temperature: 25°C The test of time: 1000 hours	20	0/1
2	High temperature high humidity (static test)	The temperature: $\pm 65^{\circ}\text{C}$ humidity: 90% RH The test of time: 240 hours	20	0/1
3	Cold and hot shock	$-40^{\circ}\text{C} \sim +100^{\circ}\text{C}$ 20min 10s 20min Test time: 100 loops	20	0/1
4	High temperature storage	The high temperature: $100^{\circ}\text{C}$ The test of time: 1000 hours	20	0/1
5	Low temperature storage	The low temperature: $-40^{\circ}\text{C}$ The test of time: 1000 hours	20	0/1
6	Temperature loop	$-40^{\circ}\text{C} \sim +100^{\circ}\text{C}$ 60min 20s 60min Test time: 20 loops	20	0/1
7	Reflow soldering	$260^{\circ}\text{C}$ (Max), the maximum of no more than 5 seconds	20	0/1

Reliability experiment unqualified judgement standard

IV: Attenuation is more than 30%

VF: Change is more than 20%

note: 1) Same project the results of the test must be completed within 2 hours.

2) Testing must be completed in each experiment. Material return to normal conditions.

## 9. ESD protective

LED is a semiconductor device, the static sensitive, especially for white, green, blue, purple LED to make efforts to prevent electrostatic generation and eliminate static electricity.

### 9.1 The generation of static electricity

a. Friction: in daily life, any two objects of different material contact after the separation, can produce static, and the one of the most common method of generation of static electricity, is the electrification. The insulation material, the better, the easier the electrification. In addition, any two objects of different material contact again after separation, also can produce static electricity.

b. Induction: in view of the conductive material, because electrons can flow freely in its surface, such as to be put in the electric field, due to the same, opposites attract, the positive and negative ions will move, can produce electric charge on the surface.

c. Conduction: in view of the conductive material, because electrons can flow freely in surface, such as contact with a charged object, the charge transfer will occur.

### 9.2 The dangers of static electricity on the LED:

a. For the moment's electric field or electric current produced by the heat, the LED local injury.

b. Because of destruction of the electric field or current LED insulation layer, the device will not work (destroyed) characterized by death lamp.

### 9.3 Electrostatic protection and measures to eliminate

For the entire process (production, testing, packaging, etc.) all employees in direct contact with the LED to measures to prevent and eliminate static electricity, mainly:

- a. Laying anti-static workshop floor and well grounded.
- b. Workbench for esd workstation, production machines grounding is good.
- c. Operators wear anti-static clothing, anti-static hand ring, gloves or foot ring.
- d. Application of ion fan, the welding electric grounding measures.
- e. Packing with antistatic materials.