

DELAY-ON LINE PROTECTOR PT73 INSTRUCTIONS R. 1.3 02/08/19


RULES FOR THE CORRECT INSTALLATION OF THE PT73

In order to guarantee the correct and reliable operation of the device, follow the instructions supplied in this document about the installation of the PT73


SAFETY REQUIREMENTS

ATTENTION:

Read this document carefully before starting to use the unit. Keep the instructions for future reference.

 Do not open the device, touching any internal components can cause electric shock. Contact with a voltage over 50 Volts can be fatal. To reduce the risk of electric shock, do not dismantle the device for any reason. Moreover its opening would void the warranty.

Before connecting the device to the power supply, make sure that all the connections are correct. Always disconnect the unit from the supply before any cabling modification.

 Any work on the equipment must be entrusted to a qualified engineer.

Failure to comply with these instructions can cause damages, fires or electric shock, and possible serious injuries!

POWER SUPPLY

The PT73 can be supplied by 85-250 VAC 50/60Hz. Before using it, make sure the power cable is not damaged, knotted or pinched. Do not tamper with the power cable. Never disconnect the unit by pulling the cable, avoid touching the pins. Do not carry out any connecting/disconnecting with wet hands. To disconnect the device, do not use objects such as levers. Immediately disconnect the device if you smell burning or see any smoke: contact technical service.

LIQUIDS

Do not expose the equipment to splashes or drops, do not position it in places with humidity exceeding 90% and never touch with wet or humid hands. If any liquid penetrates the unit, disconnect it immediately and contact technical service.

CLEANING

Disconnect the power cable before cleaning the unit, use a dry cloth to dust it, without any solvent or detergents, and compressed air.

OBJECTS

Never insert any objects into the cracks of the unit. If this happens, disconnect the unit and contact an engineer.

USE RESERVED TO QUALIFIED PERSONNEL

The purchased goods are a sophisticated electronic device that is totally unsuitable to be used by non-qualified personnel. Any work must be carried out by a specialist engineer.

ACCESSORIES

The use of non-original accessories or spare parts can damage the unit and endanger users' safety. In the event of faults, contact technical service.

LOCATION

Install the unit indoors, in a place protected from water splashes and sun rays. Do not place near heat sources exceeding the parameters stated in this manual. Position on a stable surface, far from any possible vibrations. Position the unit as far as possible from any intense magnetic fields.

REPAIRS

Do not open the unit. For any fault, always use qualified personnel. The opening of the unit and/or the removal of the series identifying label entails the automatic forfeiture of the warranty. The Warranty seal is applied to all devices, any attempt to open the unit would break the seal and cause the consequent automatic forfeiture of the warranty.

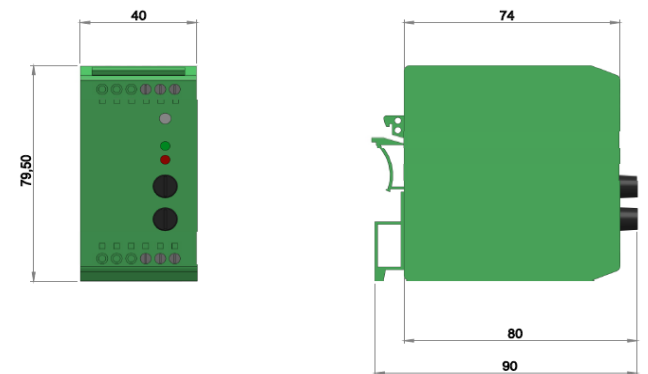
TECHNICAL SPECIFICATIONS	PT73
ELECTRICAL FEATURES	
Power supply: 85-250 VAC 50/60Hz	•
Protection fuse 2.5 Amps (delayed) x 2	•
VARISTOR CHARACTERISTICS	
Maximum voltage 275 Vac RMS	•
Pulse energy 10/100 μS 140 Joule	
Max peak current 8/20 μS 6500 Amps	•
GAS DISCHARGE CHARACTERISTICS	
Discharge of DC voltage (100 V / S rise time) 400-600 V	•
Discharge voltage pulse (rise time 1KV / μS) 1000 V	•
Discharge current impulse 5000 Amps	•
MECHANICAL FEATURES	
Polyamide housing UL 94V2 - Dimensions:40x79x90mm	•
Ambient operating temperature from -20°C to +60°C	•
Humidity 90% no-condensing	•
Adjustable delay time. Adjustable from 1 to 5 sec.	•

FITTING THE DEVICE

PT73-220 must be fitted on a panel complying with the following instructions:

- The device is designed to be DIN track mounting.
- Do not position the device near any heat sources or strong magnetic fields.
- Operating temperature from -20°C to 60°C.
- Maximum humidity 90% (non-condensing).
- Indoor work environment (protected by splashes and sun rays).

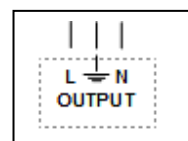
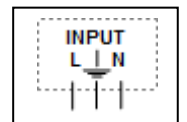
Dimensions of the device:



ELECTRICAL CONNECTIONS


INPUT

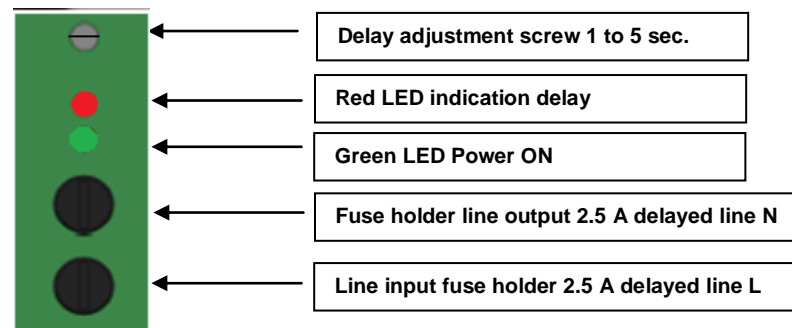
PT73 can be supplied by 85-250 VAC 50/60Hz.



OUTPUT

85-250 VAC 50/60Hz delayed.

The ground must always be connected to terminal .



RULES FOR WARRANTY

The Product purchased is covered by the manufacturer's or seller's warranty at the terms and conditions set forth in the "Tecsystem s.r.l.'s General Conditions of Sale", available at www.tecssystem.it and / or in the purchase agreement.


The warranty is considered valid only when the product is damaged by causes attributable to TECSYSTEM srl, such as manufacturing or components defects.

The warranty is invalid if the Product proves to have been tampered with / modified, incorrectly connected, because of voltages outside the limits, non-compliance with the assembly and use technical data, as described in this instruction manual.

The warranty is always ex Corsico as stated in the "General Conditions of Sale".

EQUIPMENT DISPOSAL

European directive 2012/19/EU (WEEE) has been approved to reduce electrical and electronic waste and promote the recycling and reuse of the materials and components of said equipment, cutting down on the disposal of the residues and harmful components of electrical and electronic materials.

 All the electrical and electronic equipment supplied after 13 August 2005 is marked with this symbol, pursuant to European directive 2012/19/EU on electrical and electronic waste (WEEE). Any electrical or electronic equipment marked with this symbol must be disposed of separately from normal domestic waste.

Returning used electrical devices: contact TECSYSTEM or your TECSYSTEM agent for information on the correct disposal of the devices.

TECSYSTEM is aware of the impact its products have on the environment and asks its customers active support in the correct and environmentally-friendly disposal of its device.

TO DOWNLOAD THIS DOCUMENT, USE* THE QR CODE ON THE UNIT OR CONNECT TO THE TECSYSTEM WEBSITE (www.tecssystem.it)



TECHNICAL INFORMATION : Mail: ufficiotecnico@tecssystem.it — tel: 02/4581861

*download the QR CODE READER application to your smartphone / tablet and you will be ready to read all Q codes